

ABOUT US | Spacelab is an award-winning design practice with over ten years' experience in workplace consultancy, interior design and space planning.

We believe good design starts with space and the people who use it. That's why we make buildings fit people instead of trying to fit people into buildings.

Using a range of software and research techniques, we analyse work spaces, how people move through them and how this affects the culture and productivity of an organisation. This research-based approach enables us to create solutions that inspire people and transform businesses.

YOUR SPACE

How using space effectively can transform your workplace



CONTACT
Spacelab
33 Boundary Street
London E2 7JQ
Tel 020 7033 3450
Fax 020 7613 3849
www.spacelab.co.uk
kerstin.sailer@spacelab.co.uk



YOUR SPACE

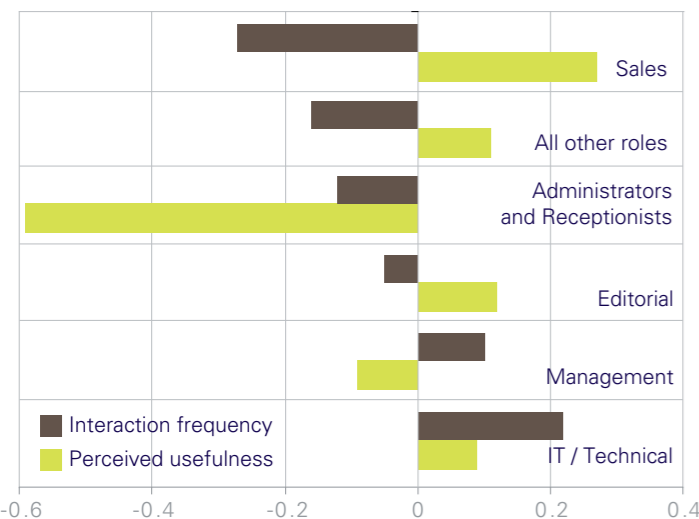
How using space effectively can transform your workplace



Emap Communications: integrated hub around connecting staircase and meeting rooms.

As a result of Spacelab's intervention, the culture of our business has changed, it is less defensive and more knowledgeable. We share more, we are quite social and less hierarchical. It is a better business." (Emap PLC)

DIFFERENCES IN INTERACTION AND COLLABORATION PATTERNS PRE - POST



In our research-based approach we monitor how people collaborate. This helps us in understanding what difference a Spacelab design makes to our clients' working practices.

Is your work space being used to its full potential? Do people actually interact in your breakout areas or do they prefer the kitchen? Do you have to hide in a meeting room if you want to concentrate on your work? Or do you want or need to change the way that your organisation works? Does the layout of your workspace support your changes?

With over ten years' experience in workplace consultancy, interior design and space planning, we know that understanding space and finding the right place for things is crucial in designing successful workplace environments.

We use a research-based approach to analyse space and the way people use and move through it. Making sure that everything is in the right place (whether it's the printer, MD's office or water cooler) can have a real impact on your organisation.

ANALYSING YOUR SPACE

We'll also analyse your building layout and plans to understand your space and what it can offer. Using a software tool, we can model a simple floorplan that works out the different ways that your space can be used. We'll show you the best places for bringing people together to communicate and interact – and the best places for concentrated activities.

Spatial analysis methods allow us to test different options so you can make an informed decision about the best design solution for your organisation.

THE ESSENCE OF SPACE

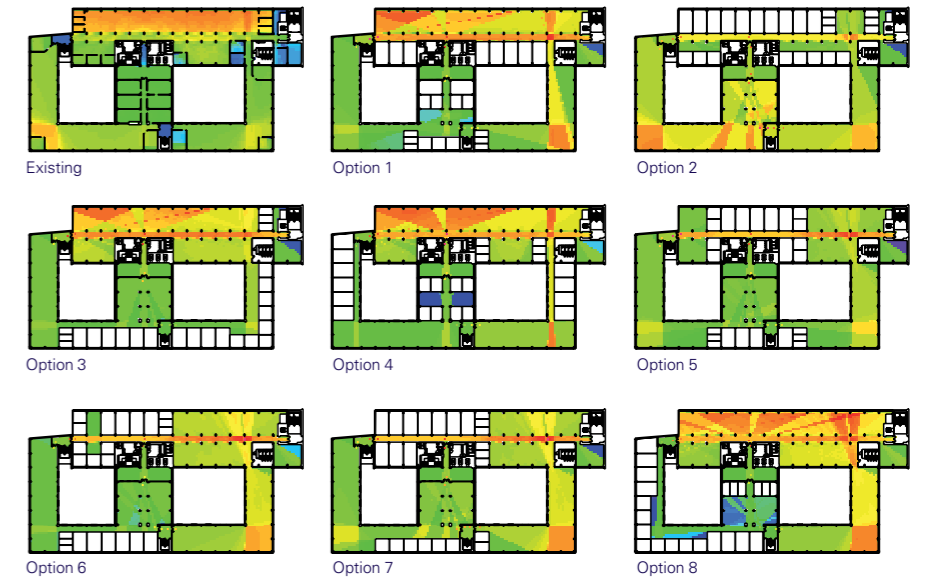
The spatial layout of your workspace can bring people together or keep them apart, help them interact or prevent them from communicating. Every partition and piece of furniture affects the space you work in; they can change the way people communicate and the flow of work around your organisation.

A kitchen or café area at the integrated centre of a building can bring people together. Booths for concentrated work may function best, if placed in the most segregated areas. But facilities like printers or photocopiers can also be used to create additional destination points in the office. Putting your breakout spaces, tea-points, photocopier and meeting rooms in the right place can encourage staff to interact, collaborate and exchange knowledge.

MAKING YOUR SPACES WORK BETTER

Once we understand how your organisation works and what your space has to offer, we can create a workspace that is tailored to your organisation's needs, processes and aspirations.

To find out more about Spacelab's workplace consultancy and how we can make your spaces work, please email or phone Kerstin Sailer at Spacelab.



Spatial Analysis: arranging cellular offices in different places changes the potential for social life. Space that has a high potential for bringing people together is shown in red, space with a lower potential is shown in blue.


"Everyone has a better sense of the business, feel more part of it, contribute to it more and understand what everyone does. People enjoy the space. It is easier to come in to work and harder to go home!" (Today FM)



Virgin Headquarters: creating great places to meet people within a listed building.



Goodtechnology (WPP): community feeling and diverse breakout areas in a digital agency.



Emap Communications: concentrated work needs dedicated and diverse spaces.